

PF-61 SERIES SEPARATOR

FEATURES

- Available in flow rates from 6 to 18,000 GPM.
- Particulate removal efficiencies of 98% at 74 microns and larger expected.
- 150 psi working pressure.
- Fusion bonded polyester coated carbon steel vessel.
- Accumulation chamber clean-out (std. on 4" unit and larger).
- True tangential entry.
- Industrial grade manual purge valve.
- 1/4" manual air bleed valve.
- 0-160 psi gauges on inlet/outlet.
- Options: Auto purge, higher pressure ratings, ASME code stamp and stainless steel construction available.



APPLICATION

PUROFLUX's PF-61 series separators are designed specifically to improve the quality of process fluids. PF-61 separators provide an excellent method for removing dirt, sand, silt, precipitates and suspended solids from a variety of process fluids.

TYPICAL APPLICATIONS INCLUDE:

- | | | |
|----------------------|-------------------------|------------------------|
| • Cooling Towers | • Well Water | • Industrial Processes |
| • Food Industries | • Waste Water Discharge | • Automotive Processes |
| • Aquatic Exhibits | • Potable Water | • Chemical Processes |
| • Irrigation Systems | • Fish Hatcheries | • Car Washes |

RELIABILITY

The PF-61 series has a simple and reliable design which offers long lasting trouble free service. The simplicity of the PF-61 separator warrants its use when a solid-liquid separation is required. The PF-61 series separators have no moving parts to wear out or replace, eliminating mechanical malfunction or breakdown.

SERVICE

Technical field service representatives are available to provide guidance for application, installation and repair in both domestic and international markets.

VERSATILITY

PUROFLUX's PF-61 series separators can be applied to a variety of applications ranging from single pass/full flow to multiple pass/side stream systems. Optional configurations can be engineered to meet specific requirements.

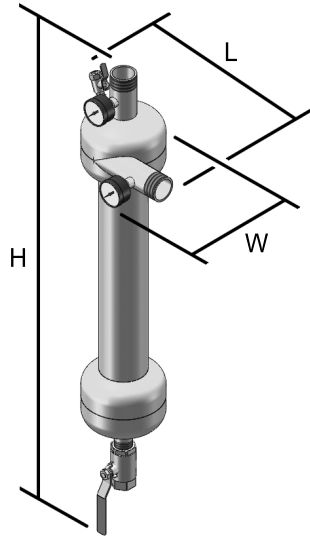
PF-61/06_2015



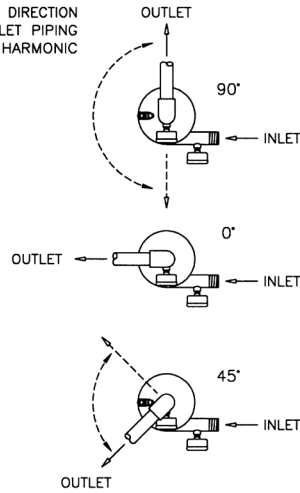
PUROFLUX

C O R P O R A T I O N
FILTRATION AND CONTROL SYSTEMS

PF-61 SERIES - Separator



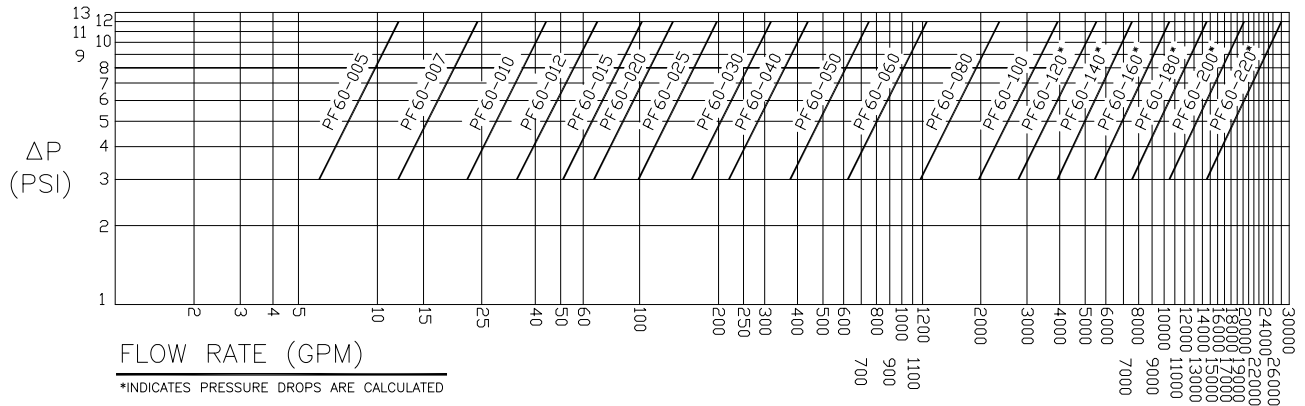
RECOMMENDED DIRECTION OF INLET/OUTLET PIPING TO CONTROL HARMONIC OSCILLATION



MODEL	FLOW RANGE	CONNECTION	PURGE	VOLUME	DIMENSIONS			WEIGHT, LBS	
Number	GPM	Size	Size	Gallons	L	H	W	Shipping	Oper.
PF-61-005	6 - 12	1/2" mpt	1/2" fpt	1	8"	32"	8"	17	26
PF-61-007	12 - 24	3/4" mpt	3/4" fpt	1	8"	32"	8"	18	28
PF-61-010	20 - 45	1" mpt	3/4" fpt	2	9"	34"	8"	25	38
PF-61-012	35 - 70	1 1/4" mpt	1" fpt	2	9"	37"	8"	26	39
PF-61-015	50 - 100	1 1/2" mpt	1" fpt	2	9"	37"	8"	27	40
PF-61-020	65 - 135	2" mpt	1" fpt	7	13"	45"	12"	74	125
PF-61-025	100 - 200	2 1/2" mpt	1" fpt	7	13"	45"	12"	77	130
PF-61-030	160 - 315	3" flng	1" fpt	7	14"	48"	13"	98	156
PF-61-040	220 - 440	4" flng	1 1/2" fpt	12	24"	58"	15"	175	275
PF-61-050	375 - 750	5" flng	1 1/2" fpt	19	25"	70"	16"	256	414
PF-61-060	620 - 1245	6" flng	1 1/2" fpt	32	28"	82"	18"	385	650
PF-61-080	1170 - 2355	8" flng	1 1/2" fpt	52	30"	96"	20"	570	1002
PF-61-100	1965 - 3930	10" flng	2" fpt	98	38"	117"	25"	996	1809

Consult factory for larger sizes not shown.

Flow Rate vs. Pressure Loss



$$C = \log_{10} A$$

